

Learning Partnerships

Getting started with learning from home in Hanover School Division.



For students:



Trust and listen to your teacher.

Your teacher will guide you and your class through online and blended (mixed) learning. They will help you learn to use our online tools and new ideas - just like at school!



Prepare your learning station.

Find a quiet space in your home close to your parent. Try to have a plain background with nothing moving behind you, or use the blur tool in Google Classroom. Make sure you have your supplies, like a pencil and maybe a water bottle ready before you log in!




Be a citizen.

It's extra important to be a good neighbour when we communicate virtually. Make sure you wait your turn, don't interrupt, and be kind to everyone in your class. Remember, we don't always know when people are kidding online.




Collaborate with your class.

Sometimes your teacher will ask you to use your camera and microphone so you can talk with your class or group. Please participate - class is so much more fun when you do, **and** collaboration is an important part of being a learner.



Mute when it's not time to share.

Please mute your camera and microphone when it's not your time to share. This helps everyone else focus and keeps our internet fast. You should also mute when you need to step away or if something distracting is happening in your workspace - like if you need to talk to your sibling, or your dog jumps on your lap.




Be a communicator.

If you have any trouble learning from home, please ask your teacher for help. It is also very important to tell your teacher if you notice anything inappropriate online so they can deal with it quickly.



For parents:




How do I set up a workspace for my child?

Please avoid private spaces like bedrooms. It's best when your child is in view of a trusted adult. All you need is a clear surface for their device and papers, decent light for their camera, in a reasonably quiet spot (they can mute for the occasional disruption).




How can I help my child succeed?

Every child's needs are different and you know your family best. Things we know can help students learn well from home are an encouraging parent, a set schedule (including waking up and bedtime), opportunities for movement, and a healthy snack or meal.



What if I have a question?

If you have a clarification question that might benefit everyone in class: write your question in the chat followed by yours and your child's name in brackets. For example (Callie/Brayden's mom). **If you have a question specific to just your child** (for instance, they need to log out because they feel sick) please email your child's teacher privately.



What if I have a technical issue?

Technology can sometimes fail us. If your device or internet goes down temporarily, email your child's teacher if they need to make an accommodation. If you have trouble with school-provided technology (login problems, not connecting to SeeSaw, etc) please see our [ICT Support website](#)



What do all of these new words mean?

Blended: A mix of learning in-person and online.
Synchronous: Activities where students are doing the same thing at the same time. For example, a Google Meet discussion.
Asynchronous: Activities where students work independently at their own pace.



Learning is a team sport!

Learning partnerships involve everyone - school staff, students, and parents - working together to support learning. These tips should help your child stay connected to their learning, their classmates, and their school team!